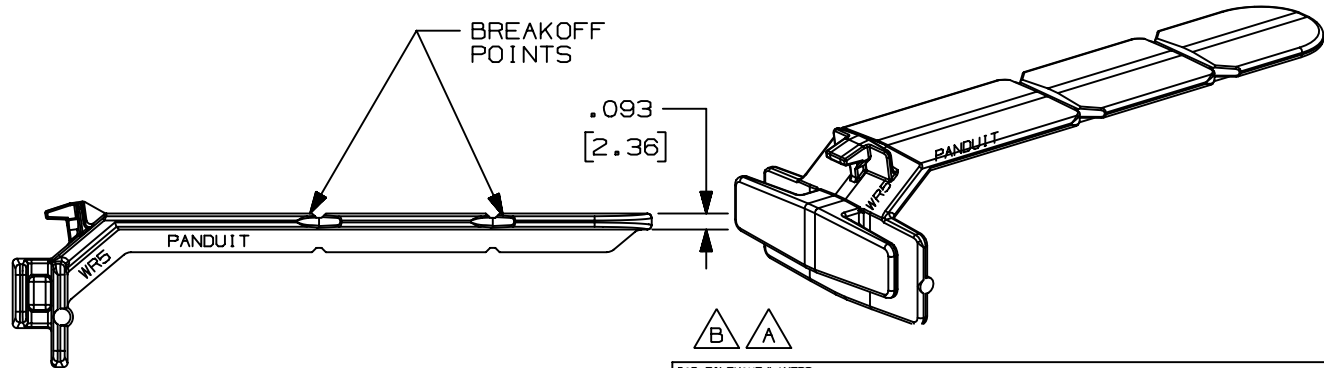
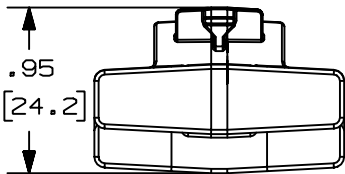
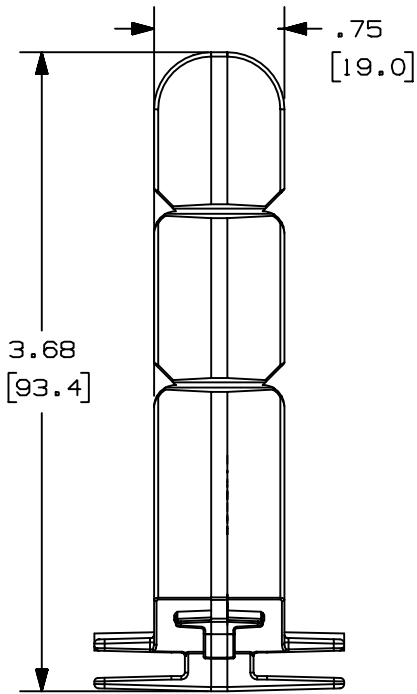


THIS COPY IS PROVIDED ON A RESTRICTED BASIS AND IS NOT TO BE USED IN ANY WAY DETRIMENTAL TO THE INTERESTS OF PANDUIT CORP.



PANDUIT P/N	WEIGHT
WR5	.121 LB/ 100PCS. (510g/ 100PCS.)



NOTES:

1. SEE CURRENT CATALOG FOR ADDITIONAL PART SUFFIXES TO INDICATE COLOR AND OR PACKAGE QUANTITY.
2. THIS WIRE RETAINER IS TO BE USED TO RETAIN WIRES IN "G" DUCT SIZES 2" X 5", 3" X 5", & 4" X 5".
3. THE WR5 HAS TWO BREAKOUTS TO ACCOMODATE 3 DIFFERENT WIDTH DUCTS.
4. DIMENSIONS IN PARENTHESIS ARE METRIC.

CAD FILENAME/LAYERS D35541DK_DC_WR5_05C.PRT

PANDUIT CORP. TINLEY PARK, ILLINOIS
 WIRING DUCT AND CABLE MANAGEMENT
 WIRE RETAINER (WR5)
 FOR USE WITH TYPE "G" DUCT - CUSTOMER DRAWING

UNLESS OTHERWISE SPECIFIED,
 DIMENSIONAL TOLERANCES ARE:
 (.X) ± (.XXX) ±
 (.XX) ±.03 (.8) ANGLES ±

UNLESS OTHERWISE SPECIFIED,
 ALL DIMENSIONS ARE GIVEN
 IN INCHES, THIRD ANGLE PROJECTION.

REV	DATE	BY	CHK	DESCRIPTION	ECN	R	CUST	SUP
2	2-9-04	JCST		C. CHANGED NOTES B. CHANGED TITLE	35541-63			
1	8-29-00	JHNU	HIW	A. REVISED AND REDRAWN.	35541-63	HIW	HIW	
R	3-13-97	RCA	CEF	RELEASED TO PRODUCTION	35541-63	CEF	CEF	

DRAWN BY
RCA
 DATE
3-13-97
 CHK'D
CEF

MAT'L:
ABS

SCALE NONE
 DRAWING NO. 35541-63
 DWG SIZE A